



222 FISHERMAN

LOA	22' (6.71 m)
Beam	8' 6" (2.59 m)
Fuel capacity	103 gal (389 L)
Draft Up	16" (41cm)
Draft Down	34" (86 cm)
Maximum Capacity	2,700 lbs (1,224 kg)
Persons Capacity	8
Approx. Boat & Engine Weight*	3,400 lbs (1,542 kg)
Deadrise	20°

*Approximate engine weight will vary with engine and options installed.

KEY SALES FEATURES

- Cleats pull-up
- Fiberglass stringer
- Powdercoat hardware
- Cooler, carry on
- Diamond pattern anti-skid
- Fishbox w/overboard drain
- Console changing room
- Porta potti
- Tackle storage curtains
- Built-in bait/live well

222 FISHERMAN

STANDARD EQUIPMENT

HULL AND DECK

Anchor locker/storage
Bow and stern eyes, stainless steel
Bow rails, stainless steel
Cleats, pull-up, stainless steel
Deck hatch
Fiberglass stringer
Foam flotation
Gel scheme, all white
Grab rails, powder coated
Horn, stainless steel
Ladder, boarding
Meets applicable USCG & Canadian Regs; NMMA Certified using ABYC Stds.
Navigation Lights
Rod holders, aft transom mounted
Rod holders, gunnel mount
Rub Rail, w/stainless steel insert
Thru hull fittings, stainless steel

COCKPIT

Assist handles, stainless steel
Bait well/live well
Beverage holder(s)
Bolsters, cockpit
Cooler, under leaning post (removable)
Courtesy lights
Diamond pattern anti-skid

Leaning post
Lounge seat, back to back (port) w/36qt cooler
Rod storage, gunnel
Seating, forward console
Self bailing cockpit
Storage/Fishbox w/overboard drain

HELM

12 volt receptacle
Compass
Steering wheel, stainless w/ knob

ENGINE/SYSTEMS

Batteries dual w/on-off switch
Bilge pump, automatic
High speed live well pick-up
Raw water wash down

CONSOLE

Battery storage
Head, porta potti (NA Canada)
Rod holders
Windscreen, console

OPTIONAL EQUIPMENT

HULL AND DECK

Anchor w/rope & chain
Bow anchor roller
Gel scheme, two-tone, color
Underwater lights

COCKPIT

Cutting board
Leaning post, upgrade w/backrest, rod holders
Mat package, helm floor and rod storage
Sport seats

HELM

GPS plotter w/depth sounder

ENTERTAINMENT

Fusion Stereo
Premium Sound system (Fusion stereo, JL audio amp, speakers and subwoofer)
VHF radio (Garmin 100i)

ENGINE/SYSTEMS

Battery charger
Battery dual trays
Down rigger pre-wire
Tilt steering
Trim tabs

CONSOLE

Head, electric toilet w/holding tank
Macerator, forward floor

T-TOPS

Deluxe T-Top, LED lights, spreader lights & electronic box
Fiberglass T-Top w/rod holders

CANVAS

Bimini top (NA w/t-top)
Console cover

TRAILER

Wellcraft custom trailer, tandem axle w/brakes Galv/Gatorhyde
EZ-loader aluminum (tandem axle) w/brakes
Spare tire & wheel, galvanized
Wheels, aluminum

BOW SEATING PACKAGE

Port, Starboard & Forward backrest cushions
Port & Starboard seat cushions

FAMILY PACKAGE

Bow fill-in cushions
Bow seating package
Bow table
Bow forward facing back rest

SCARAB OFFSHORE PACKAGE

Helm and rod locker mats
Scarab Offshore graphics
Tri-Tone gel scheme
Upgrade cockpit interior
Upgrade leaning post or sport seating

SEASIDE TRIM PACKAGE

Beige cockpit interior
Flooring, sea grass
Mat package, helm floor and rod storage
Upgrade leaning post w/backrest, rod holders or sport seating

ENGINE OPTIONS

Evinrude® 150 DPX
Evinrude® 200 DPX
Evinrude® E 250 X G2
Mercury® 150 XXL 4S
Mercury® 200 XL Optimax
Mercury® 250 XL Optimax
Mercury® 250 XL Verado
Yamaha® F150 XB
Yamaha® F200 XB
Yamaha® F250 XCA

COLOR OPTIONS

HULLSIDE COLOR OPTION UPGRADE

Deep Navy 

Impact Red 


Jet Black 


Phantom Grey 


Steel Grey 

Surf Blue 

SCARAB OFFSHORE PACKAGE ONLY

Vivid Green 

Radiant Orange 

White 

wellcraft.com

©2016 Rec Boat Holdings, LLC.

TM and ® are trademarks or registered trademarks of Wellcraft, LLC or its suppliers



Wellcraft®